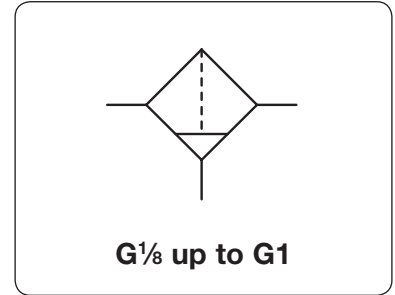


Cube Compressed Air Filter Made of Plastic

F035...F095

Description	Filter of modular design which can be interlocked with all other instruments of the same series without need for double nipples. The flow on standard filters is from outside to inside; on coalescing filters 0.1 µm from inside to outside.	
Filter element	5 µm, 20 µm, 80 µm made of sintered polyethylene, 140 µm made of stainless steel, 0.1 µm coalescing filter made of borosilicate	160 µm made of stainless steel,
Filtration efficiency	coalescing filter: 99.99% at 0.1 µm particle size,	residual oil content < 5 mg/m³
Bowl	plastic version with bayonet catch,	type 042 with connection thread
Drainage	manual drain in conjunction with semiautomatic drain,	optionally automatic drain, no drain for water
Operating pressure	max. 15 bar, max. 7 bar at type 035	
Temperature range	0 °C to 50 °C / 32 °F to 122 °F	
Material	Body: nylon, POM at types 035 and 042 Bowl: polyamide	Elastomer: NBR/Buna-N Inner valve: brass



Dimensions			Bowl	Flow	Supply	Filter	Connection	Order
A	B	C	Design	rate	max.	element	thread	number
mm	mm	mm	made of / with	l	bar	µm	G	

Plastic filter			manual drain with semiautomatic drain, 99.99% at 0.1 µm			F0				
38	79	67	plastic	0.008	45	750	7	20	G ¹ / ₈	F035-01H
			plastic		40	670		5		F035-01G
			for water w/o drain		50	830		80		F035-01J
			coalescing		7	115		0.1		F035-01C
42	146	126	plastic	0.02	72	1200	15	20	G ¹ / ₄	F042-02H
			plastic		63	1050		5		F042-02G
			for water w/o drain		79	1320		80		F042-02J
			for water w/o drain		87	1450		160		F042-02K
52	174	148	bowl guard	0.04	150	2500	15	20	G ³ / ₈	F050-03H
					126	2100		5		F050-03G
					16	270		0.1		F050-03C
52	174	148	bowl guard	0.04	156	2600	15	20	G ¹ / ₂	F052-04H
					132	2200		5		F052-04G
					17	280		0.1		F052-04C
63	204	173	bowl guard	0.10	186	3100	15	20	G ¹ / ₂	F075-04H
					165	2750		5		F075-04G
					18	290		0.1		F075-04C
137	204	173	bowl guard	0.10	192	3200	15	20	G ³ / ₄	F080-06H
					168	2800		5		F080-06G
					18	300		0.1		F080-06C
95	284	237	bowl guard	0.20	840	14000	15	20	G1	F095-08H
					750	12500		5		F095-08G

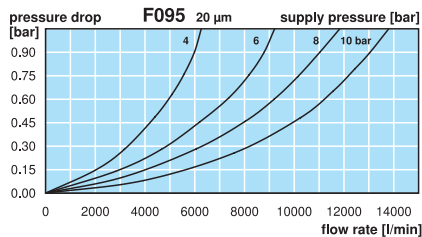
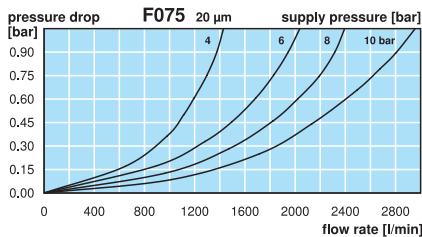
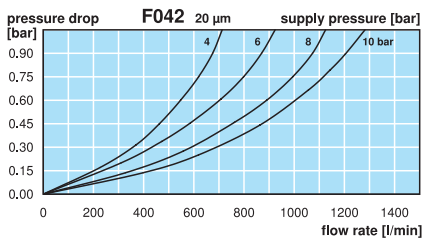
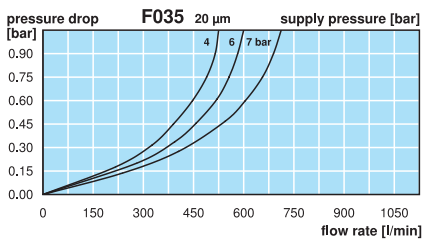
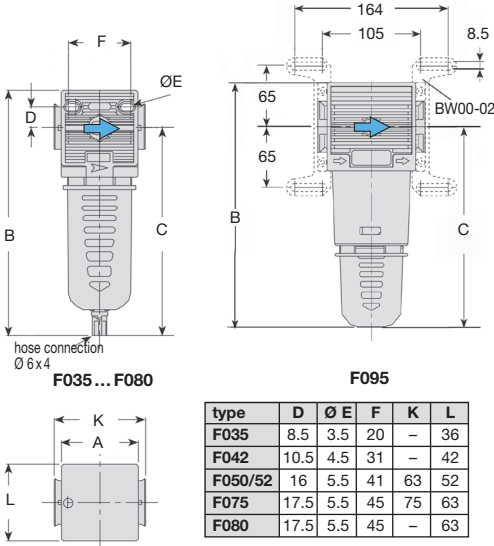


Special options, add the appropriate letter

automatic drain C400200130 for F042 to F095 F0..-0..R

Accessories, enclosed

mounting bracket set made of steel for F095 **BW00-02**



*1 at 10 bar operating pressure and 1 bar pressure drop, for F035 and 0.1 µm filter element at only 7 bar operating pressure

Extensions: see chapter for FRL service units
Spare parts: see separate spare parts list

PDF CAD www.aircom.net

Order example:
F035-01H